


Fenders

We have one of the nation's largest fender manufacturing facilities in our industry. Our fenders are built with exacting specifications on precision production equipment. When it comes to fenders, no one beats us. **Note: Fenders are not available painted.**

21 SERIES – 1" RADIUS WITH .750" 90° LIP					
Part #	Width	Length	Height	Standard Material	Wheel Size
Single Axle					
2101	5.50"	19.250"	6"	16 ga cr	8"
2137	8"	28"	10"	16 ga cr	13"
2118	9"	29.50"	11.750"	16 ga cr	13"
2104	9"	31"	13.50"	16 ga cr	14"
2105	9"	32"	15"	16 ga cr	15"
2108	10.750"	32"	16"	16 ga cr	15"
2106	10.750"	36"	20"	16 ga cr	16"
Tandem Axle - Regular					
2111	9"	66"	19.50"	16 ga cr	14"
2143	9"	72"	18"	16 ga cr	15"
2112	9"	72"	20.50"	16 ga cr	15"
2114	10.750"	72"	20.50"	16 ga cr	16"
Tandem Axle - with Drop					
2168	9"	66"	16.50"	16 ga cr	14"
2199-162	9"	66"	16.250"	16 ga cr	16"
2121	9"	66"	19.50"	16 ga cr	14"
2122	9"	72"	20.50"	16 ga cr	15"
2123	10.750"	68"	20"	16 ga cr	15"
2124	10.750"	72"	20.50"	16 ga cr	16"
2126	13"	72"	20.50"	16 ga cr	16"
Triple Axle - with Drop					
2141	9"	108"	20.50"	16 ga cr	15"
2142	10.750"	108"	20.50"	16 ga cr	16"

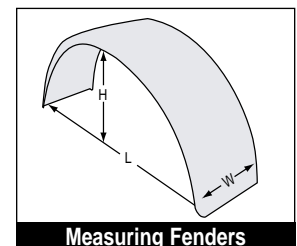


22 SERIES – 2" RADIUS WITH 90° LIP					
Part #	Width	Length	Height	Standard Material	Wheel Size
Tandem Axle - with Drop					
2223	10.750"	72"	21.50"	14 ga cr	16"
2224	12"	72"	21.50"	14 ga cr	16"

23 SERIES – 1" RADIUS BOTH SIDES					
Part #	Width	Length	Height	Standard Material	Wheel Size
Single Axle					
2304	7"	28"	10"	16 ga cr	12"
2306	8"	28"	10"	16 ga cr	13"
2314	9"	31"	13"	16 ga cr	14"
2315	9"	32"	16"	16 ga cr	15"

Reference
 21 series – 1" radius, 90° lip
 22 series – 2" radius, 90° lip
 23 series – 1" radius both sides
 24 series – 1½" radius both sides, pressed
 25 series – Slant back
 26 series – Square broke, (jeep style)


Abbreviations Used
 A – Aluminum
 AT – Aluminum, tread brite
 CR – Cold rolled steel
 G – Galvanized steel
 GN – Galvaneal steel
 T – Steel tread plate



Fenders



2402



2502



2603-1



2124-T

24 SERIES – 1.50" RADIUS BOTH SIDES, PRESSED

Part #	Width	Length	Height	Standard Material	Wheel Size
Single Axle					
2401	7"	21"	6"	16 ga cr	8"
2402	7.50"	23.50"	6.50"	16 ga cr	12"
2402-G	7.50"	23.50"	6.50"	16 ga glv	12"
2403	9"	29"	8.50"	16 ga cr	13"

25 SERIES – SLANT BACK

Part #	Width	Length	Height	Standard Material	Wheel Size
Single Axle - .750" 90° Slant Back					
2501	8.50" x 7"	28"	11"	16 ga cr	13"
2502	9" x 7"	31"	13.50"	16 ga cr	14"
2516	9" x 7"	31"	14.750"	16 ga cr	14"
Tandem Axle - with Drop, with Tabs					
2548	10.750" x 7"	66"	16.50"	14 ga cr	14"

26 SERIES – 1" RADIUS BOTH SIDES, JEEP STYLE SQUARE BROKE

Part #	Width	Length	Height	Flat Top	Standard Material	Wheel Size
Single Axle						
2606-1	8"	21.50"	7"	15"	16 ga cr	8"
2608-1	8"	22.50"	8"	15"	16 ga cr	8"
2601-1	8"	23"	9"	15"	16 ga cr	8"
2602-1	8"	23.750"	7"	17"	16 ga cr	8"
2603-1	8"	26"	10"	17"	16 ga cr	13"
2604-1	8"	28"	10"	20"	16 ga cr	13"
2605-2	9"	32"	13"	22"	16 ga cr	15"
2605-3	10"	32"	13"	22"	16 ga cr	15"
2607-3	10"	33"	16.50"	20"	16 ga cr	16"

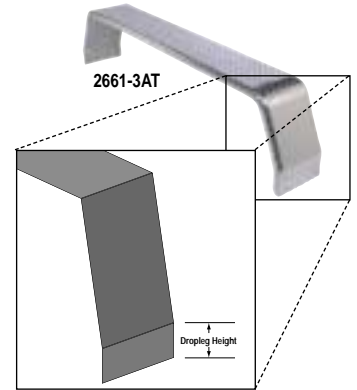
STEEL TREAD FENDERS

Part #	Width	Length	Height	Standard Material	Wheel Size
Single Axle					
2105-T	9"	32"	15"	14 ga tread	15"
2108-T	10.750"	32"	16"	14 ga tread	15"
Single Axle - Square Broke					
2605-3T	10"	32"	13"	14 ga tread	15"
Tandem Axle - Regular					
2112-T	9"	72"	20.50"	14 ga tread	15"
Tandem Axle - with Drop					
2122-T	9"	72"	20.50"	14 ga tread	15"
2124-T	10.750"	72"	20.50"	14 ga tread	16"
Tandem Axle - Square Broke					
2651-31T	10"	72"	19"	14 ga tread	15"

Note: Fenders are not available painted.

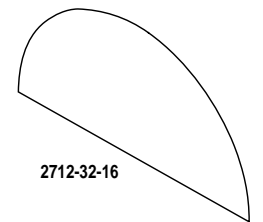
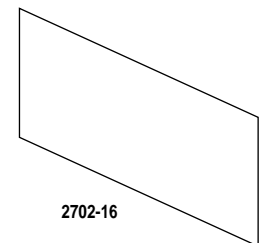
Fenders

ALUMINUM TREAD FENDERS						
Part #	Width	Length	Height	Standard Material	Dropleg Height	Wheel Size
Single Axle - Square Broke (Jeep Style)						
2605-3AT	10"	32"	13"	.100 alm tread	n/a	15"
2660-3AT	10"	32"	14"	.100 alm tread	4"	15"
2607-3AT	10"	33"	16.50"	.100 alm tread	n/a	16"
Tandem Axle - Square Broke (Jeep Style)						
2661-3AT	10"	68.50"	16"	.100 alm tread	4"	15"
2651-31AT	10"	72"	19"	.100 alm tread	n/a	15"
Triple Axle - Square Broke (Jeep Style)						
2662-3AT	10"	102"	16"	.100 alm tread	4"	15"
Tandem Axle - With Drop, 1" Radius with 90° Lip						
2122-AT	9"	72"	20.50"	.100 alm tread	n/a	15"
2123-AT	10.750"	68"	20"	.100 alm tread	n/a	15"
2124-AT	10.750"	72"	20.50"	.100 alm tread	n/a	15"



Make your job easier with precut fender backs. Available in multiple materials for our most popular fenders. **Note:** Fenders are available with back welded in place.


FENDER BACKS					
Part #	Height	Standard Length	Standard Material	Weight	Fits Fenders
Square Fender Backs					
2702-16	12"	69"	16 ga cr	12.0 lbs.	Tandem
2727-14T	12"	72"	14 ga tread	21.87 lbs.	Tandem
2705-14	12"	105"	14 ga cr	27.3 lbs.	Triple
Precut Fender Backs					
2710-32-16	10"	29.50"	16 ga cr	4.8 lbs.	32"
2710-32-18	10"	29.50"	18 ga cr	3.9 lbs.	32"
2712-32-16	12"	30.50"	16 ga cr	5.8 lbs.	32"
2712-32-18	12"	30.50"	18 ga cr	4.9 lbs.	32"
2712-66-16	12"	64.50"	16 ga cr	10.5 lbs.	66"
2712-66-18	12"	64.50"	18 ga cr	9.8 lbs.	66"
2712-72-14T	12"	70"	14 ga tread	19.87 lbs.	72"
2712-72-16	12"	70"	16 ga cr	11.0 lbs.	72"
2712-72-18	12"	70"	18 ga cr	10.4 lbs.	72"



Note: Fenders are not available painted.



Fenders



1102

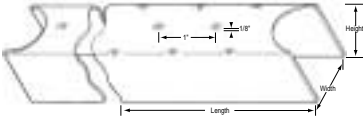


1203



1276

1503



KTFEN1400Z

TRANSPORT FENDERS

Part #	Width	Length	Stretch Out	Style	Groove	Material
Front Fenders						
1101	25"	139"	144"	Front	Up	.090 aluminum
1102	25"	139"	144"	Front	Down	.090 aluminum
1103	25"	129"	144"	Front	Down	.090 aluminum
1120	25"	119"	134"	Front	Smooth	.090 aluminum
1111	25"	150"	155"	Front	Down	.090 aluminum
1301	25"	139"	144"	Front	Down	14 ga cr
1302	25"	129"	144"	Front	Down	14 ga cr
1113-T	25"	139"	144"	Front	Smooth	.100 alm tread
Rear Fenders						
1201	25"	96"	106"	Rear	Up	.090 aluminum
1202	25"	96"	106"	Rear	Down	.090 aluminum
1203	25"	105"	133"	Rear	Down	.090 aluminum
1204	25"	102"	112"	Rear	Down	.090 aluminum
1210	25"	144"	154"	Rear	Down	.090 aluminum
1325	25"	96"	106"	Rear	Down	14 ga cr
1326	25"	105"	133"	Rear	Down	14 ga cr
1214-T	25"	105"	133"	Rear	Smooth	.100 alm tread
1299-052T	25"	96"	106"	Rear	Smooth	.100 alm tread
Single Fenders						
1275	25"	44"	60"	Single	Down	.090 aluminum
1276	25"	48"	66"	Single	Down	.090 aluminum
1350	25"	44"	60"	Single	Smooth	14 ga cr
1351	25"	48"	66"	Single	Smooth	14 ga cr
1299-004T	25"	48"	66"	Single	Smooth	.100 alm tread

LADDER RUNGS

Part #	Holes	Length	Height	Width	Material	Fits
1503	3 rows	17.385"	1.125"	1.50"	14 ga cr	1.385" OD pipe
1503-A	3 rows	17.385"	1.125"	1.375"	.125 alm	1.385" OD pipe
1502-SS	2 rows	17"	1"	1.385"	.060 ss	1" OD pipe

TRANSPORT FENDER MOUNTING KIT

Part #	Includes
KTFEN1400Z	1 zinc pipe, 3 zinc u-bolts, 6 zinc lock nuts, 1 vinyl end cap, 1 zinc clamp